

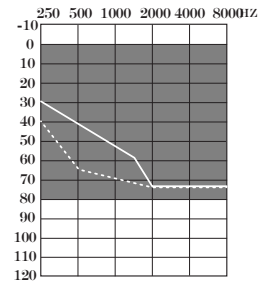
The Audicus Wave

312 battery powered receiver in canal (RIC) direct connectivity hearing instrument

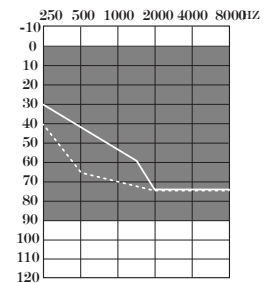


Soundscape Manager		550
Environmental classification	Auto Sound Control 3.0	•
	Total listening environments	4
	Conversation in a crowd	
	Conversation in a small group	
	Music	
	Quiet	•
	Noise	•
	Conversation in quiet	•
	Conversation in noise	•
	Total streaming environments	2
	Media Control Speech	•
	Media Control Music	•
	Sound optimization	Sound Director
Speech enhancement		•
Noise reduction		•
Microphone features		•
Localization	Sound Mapping	•
	Personalized	
	Pinna Effect	•
Performance in challenging environments	Speech Target Pro	
	Speech Finder	
	Speech Lock	
	Speech Mapping	
	Speech Target 2	
Fine-tuning channels		12

Fitting guides



S receiver



M receiver

— Open dome/cap dome
- - Vented dome

Available in all technology levels

Sound Suite

- > Pulse protector 2
- > Wind control
- > Feedback manager
- > Natural Sound

Ease and convenience

- > Made for all direct connectivity
- > TV Connector
- > Wireless synchronization
- > Binaural Phone

Fitting

- > New first fit approach
- > Automatic Adaptation Manager
- > Frequency compression 2
- > Tinnitus masker
- > Music equalizer
- > Manual programs
- > IntelliVent

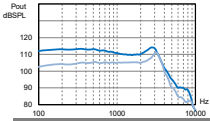
Innovations

- > Vista:trial
- > Vista:upgrade
- > Capture All

The Audicus Wave is rated IP 68

Standard
SModerate
M

ANSI 3.22 2014/IEC 60118-0: 2015 2cc coupler technical data



OSPL90

Maximum (dB SPL)

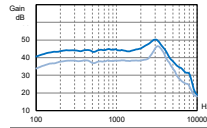
111

114

HFA - OSPL90 (dB SPL)

106

111



Full on gain (input 50 dB) SP

Maximum (dB)

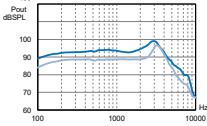
46

50

HFA - FOG (dB)

39

45



Reference test setting (RTS)

Frequency range (Hz)

<100 - 8000

<100 - 8000

Reference test gain (dB)

29

34

Current drain at RTS (mA)

2.2

2.1

Equivalent input noise at RTS (dB SPL)

19

19

Total harmonic distortion at 500 Hz/800 Hz/1600 Hz/3200 Hz(%)

1.5/2.0/2.0/1.0

1.5/2.0/2.0/1.0

Electromagnetic compatibility

EMC immunity by ANSI c63.19-2011 EMC, omni

M4

M4

Legend

Test conditions

- S receiver
- M receiver

Battery size: 312; Source: voltage 1.3 V

The measurements obtained with a closed configuration using an HA-1 coupler (ANSI-3.7-1995).

The hearing instrument set to Aura:fit test settings. LLE is applied at an approximate level of 35 dB SPL.

Domes should never be fit on clients with perforated eardrums, exposed middle ear cavities, or surgically

altered ear canals. In the case of such a condition, we recommend use of a customized earmold.

We reserve the right to change specification data without notice as improvements are introduced.

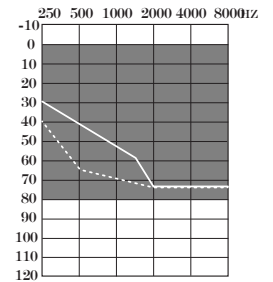
The Audicus Wave - Rechargeable

Lithium-ion powered receiver in canal (RIC) direct connectivity hearing instrument

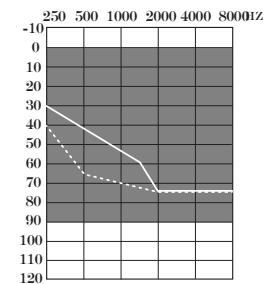


Soundscape Manager		550
Environmental classification	Auto Sound Control 3.0	•
	Total listening environments	4
	Conversation in a crowd	
	Conversation in a small group	
	Music	
	Quiet	•
	Noise	•
	Conversation in quiet	•
	Conversation in noise	•
	Total streaming environments	2
	Media Control Speech	•
Media Control Music	•	
Sound optimization	Sound Director	•
	Speech intensifier	•
	Noise reduction	•
	Microphone features	•
Localization	Sound Mapping	•
	Personalized	
	Pinna Effect	•
Performance in challenging environments	Speech Target Pro	
	Speech Finder	
	Speech Lock	
	Speech Mapping	
	Speech Target 2	
Fine-tuning channels		12

Fitting guides



S receiver



M receiver

— Open dome/cap dome
- - Vented dome

Available in all technology levels

Sound Suite

- > Pulse protector 2
- > Wind control
- > Feedback manager
- > Natural Sound

Ease and convenience

- > Made For All direct connectivity
- > Rechargeable
- > TV Connector
- > Wireless synchronization
- > Binaural Phone
- > Telecoil

Fitting

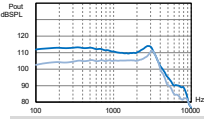
- > New first fit approach
- > Automatic Adaptation Manager
- > Frequency compression 2
- > Tinnitus masker
- > Music equalizer
- > Manual programs
- > IntelliVent

Innovations

- > Trial
- > Upgrade
- > Capture All

The Audicus Wave is rated IP 68

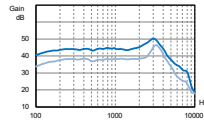
ANSI 3.22 2014/IEC 60118-0: 2015 2cc coupler technical data



OSPL90

Maximum (dB SPL)
HFA - OSPL90 (dB SPL)

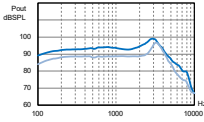
111	114
106	111



Full on gain (input 50 dB SPL)

Maximum (dB)
HFA - FOG (dB)

46	50
39	45



Reference test setting (RTS)

Frequency range (Hz)
Reference test gain (dB)
Typical battery life (h)

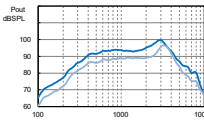
<100 - 8000	<100 - 8000
29	34
18	18

Equivalent input noise at RTS (dB SPL)

19	19
----	----

Total harmonic distortion at 500 Hz/800 Hz/1600 Hz/3200 Hz (%)

1.5/2.0/2.0/1.0	1.5/2.0/2.0/1.0
-----------------	-----------------

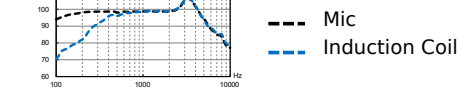


Induction coil sensitivity (31.6 mA/m)

HFA SPLIV / ETLs-RTLS (dB SPL/dB)
HFA MASL (1 mA/m at full on gain) (dB SPL)

89/0	94/0
69	76

Standard: mic at 70 dB SPL vs. induction coil at 100 mA/m



Electromagnetic compatibility

EMC immunity by ANSI c63.19-2011 EMC, omni/telecoil

M4/T4	M4/T4
-------	-------

Legend

- Standard Power
- - - Moderate Power

Test conditions

Lithium-Ion rechargeable battery; Source: voltage 3.8 V
The measurements obtained with a closed configuration using an HA-1 coupler (ANSI-3.7-1995).
The hearing instrument set to Aura:fit test settings. LLE is applied at an approximate level of 35 dB SPL.
Domes should never be fit on patients with perforated eardrums, exposed middle ear cavities, or surgically altered ear canals. In the case of such a condition, we recommend use of a customized earmold.
We reserve the right to change specification data without notice as improvements are introduced.